

Institution: University of South Florida-Main Campus (137351)

User ID: P1373511

Overview

Human Resources Overview

Welcome to the IPEDS Human Resources (HR) survey component. The HR component collects important information about your institution's staff.

Data Reporting Reminders

See the instructions for the **Key Reporting Concepts** section -- basic reporting concepts that will assist you in completing the Human Resources survey component.

Resources:

- To download the survey materials for this component: [Survey Materials](#)
- All staff must now be reported using the new IPEDS occupational categories, which align with the 2010 Standard Occupational Classification (SOC) codes. Additional information and resources can be found in the [IPEDS HR/SOC Information Center](#), including general information about the SOC, the IPEDS/SOC crosswalk, a SOC Browse Tool, frequently asked questions, and web tutorials.

If you have questions about completing this survey, please contact the **IPEDS Help Desk at 1-877-225-2568**.

Part A1 - Full-time Instructional Staff by Academic Rank and Tenure Status - On Tenure Track


**Number of Full-time Instructional Staff
 With Faculty Status
 On Tenure Track**

As of November 1, 2016

- Report Hispanic/Latino individuals of any race as Hispanic/Latino
- Report race for non-Hispanic/Latino individuals only
- Include both Primarily Instruction and Instruction Combined with Research and/or Public Service
- Include both medical school and non-medical school staff

Men

Race/ethnicity	Academic Rank					No academic rank	Total
	Professors	Associate professors					
Nonresident alien	0	1	24	0	0	0	25
Hispanic/Latino	0	1	7	1	0	0	9
American Indian or Alaska Native	0	0	0	0	0	0	0
Asian	1	5	20	1	0	0	27
Black or African American	1	0	4	0	0	0	5
Native Hawaiian or Other Pacific Islander	0	0	0	0	0	0	0
White	1	9	52	3	0	0	65



Part A1 - Full-time Instructional Staff - Without Faculty Status

Number of Full-time Instructional Staff

Without Faculty Status

As of November 1, 2016

- Report Hispanic/Latino individuals of any race as Hispanic/Latino
- Report race for non-Hispanic/Latino individuals only
- Include both Primarily Instruction and Instruction Combined with Research and/or Public Service
- Include both medical school and non-medical school staff

Men

Race/ethnicity	Without Faculty Status
Nonresident alien	0
Hispanic/Latino	0
American Indian or Alaska Native AM AM	0
Asian	0
Black or African American	0
Native Hawaiian or Other Pacific Islander	0
White	0
Two or more races	0
Race and ethnicity unknown	0
Total men	0

Women

Race/ethnicity	Without Faculty Status
Nonresident alien	0
Hispanic/Latino	0
American Indian or Alaska Native	0
Asian	0
Black or African American	0
Native Hawaiian or Other Pacific Islander	0
White	0
Two or more races : K L W H	0

Part B1 - Full-time Non-instructional Staff by Occupational Category

Number of Full-time Non-instructional Staff

by Occupational Category


As of November 1, 2016

- Report Hispanic/Latino individuals of any race as Hispanic/Latino
- Report race for non-Hispanic/Latino individuals only
- Include both medical school and non-medical school staff

Men

Race/ethnicity	Archivists, Curators, and Museum Technicians 25-4010	Librarians 25-4020	Library Technicians 25-4030	Student and Academic Affairs and Other Education Services Occupations 25-2000 + 25-3000 + 25-9000	
Nonresident alien		1	0	0	2
Hispanic/Latino		0	4	0	15
American Indian or Alaska Native		0	0	0	0
Asian		0	0	0	5
Black or African American		0	0	1	21
Native Hawaiian or Other Pacific Islander		0	0	0	

Race and ethnicity unknown						
Total women	184	3	700	15	21	3,995
Total (men+women)	377	5	842	15	21	3,995





Part B2 - Full-time Non-instructional Staff by Medical School Status



Number of Full-time Non-instructional Staff

As of November 1, 2016

Occupational category	Total (carried forward from Part B1)	Non-medical school staff	Medical school staff
<u>Service Occupations</u> 31-0000 + 33-0000 + 35-0000 + 37-0000 + 39-0000	377	370	7
<u>Sales and Related Occupations</u> 41-0000	5	5	0
<u>Office and Administrative Support Occupations</u> 43-0000	842	677	165
<u>Natural Resources, Construction, and Maintenance Occupations</u> 45-0000 + 47-0000 + 49-0000	188	185	3
<u>Production, Transportation, and Material Moving Occupations</u> 51-0000 + 53-0000	71	71	0
Total		1,308	175
Total from prior year		1,359	178



Part D - Graduate assistants



								13
Public Service staff	0	0	0	0	0	0	0	0
Archivists, Curators, and Museum Technicians	0	0	0	0	0	0	0	0
25-4010								
Librarians	0	0	0	0	0	0	0	0
25-4020								
Library Technicians	0	0	0	0	0	0	0	0
25-4030								
Student and Academic Affairs and Other Education Services Occupations	0	0	0	0	0	0	0	0
25-2000 + 25-3000 + 25-9000								
Management Occupations	0	0	0	0	0	0	4	4
11-0000								
Business and Financial Operations Occupations	0	0	0	0	0	0	3	3
13-0000								
Computer, Engineering, and Science Occupations	0	0	0	0	0	0	2	2
15-0000 + 17-0000 + 19-0000								
Community, Social Service, Legal, Arts, Design, Entertainment, Sports, and Media Occupations	0	0	0	0	0	0	2	2
21-0000 + 23-0000 + 27-0000								
Healthcare Practitioners and Technical Occupations	0	0	0	0	0	0	13	13
29-0000								
Total	16	7	0	56	69	0		

23-0000, 27-0000, 25-4000,
25-4010, 25-4020, 25-4030,
25-2000, 25-3000, 25-9000,
29-0000

Total

2,481

29-0000

Total

272

Race and ethnicity unknown							
Total women	11	0	106	1	5	648	
Total (men+women)	29	0	145	18	13	1,162	


Human Resources Survey Evaluation

Were any staff members difficult to categorize? If so, please explain in the box below.

**Number of staff by employment status and occupational category:
Fall 2016**

Production, Transportation, and Material Moving Occupations SOC 51-0000 + 53-0000	71	0	71
--	----	---	----

NOTE: Full-time-equivalent (FTE) staff is calculated by summing the total number of full-time staff and adding one-third of the total number of part-time staff. Graduate assistants are not included in the above figures. Many of the FTE figures may be included in the DFR.



Human Resources

University of South Florida-Main Campus (137351)

Source	Description	Severity	Resolved	Options
Screen: B1 - FT Non-instructional, Occupation - 1				
Upload				