

Institution: University of South Florida-St Petersburg (448840)

User ID: P4488401

C j Yfj JYk

Human Resources Overview

Welcome to the IPEDS Human Resources (HR) survey component. The HR component collects important information about your institution's staff.

Data Reporting Reminders

- Report each employee only once. If an employee could be coded in more than one occupation, code the employee in the occupation that requires the highest level of skill OR if there is no measurable difference in skill requirements, code the employee in the occupation in which they spend the most time.
- Report staff members difficult to categorize in the "Human Resources Survey Evaluation" box at the end of the survey.
- Enter data on each displayed screen. If a screen is not applicable, enter at least one zero in a field on the screen and save before continuing.
- When reporting salary data (applicable to degree-granting institutions only) include all full-time, non-medical school, instructional staff - both with and without faculty status.


See the instructions for the **Key Reporting Concepts** section -- basic reporting concepts that will assist you in completing the Human Resources survey component.


Resources:

- To download the survey materials for this component: [Survey Materials](#)
- All staff must now be reported using the new IPEDS occupational categories, which align with the 2018 Standard Occupational Classification (SOC) codes. Additional information and resources can be found in the [IPEDS HR/SOC Information Center](#), including general information about the SOC, the IPEDS/SOC crosswalk, a SOC Browse Tool, Frequently Asked Questions, and Web Tutorials.
- To access your prior year data submission for this component: [Reported Data](#)

If you have questions about completing this survey, please contact the **IPEDS Help Desk at 1-877-225-2568**.

DUfh5%!: i `h]a Y`=bghfi W]cbU`GhUZZ`Vm5WUXYa]WF Ub_`UbX`HYbi fY`GhUhi g`!`A i`h]!
MYUf`7cbhfUWh

A table with 8 columns and 11 rows. The first row is a teal header. The following rows alternate between light blue and grey. The final row is teal. The table is mostly empty, suggesting it might be a placeholder or contains very little data.

A table with 8 columns and 5 rows. The first row is a teal header. The following rows alternate between light blue and grey. The final row is teal. The table is mostly empty, suggesting it might be a placeholder or contains very little data.



DUfh5%! : i `! h]a Y `=bghfi W]cbU`GhUZZ! `K]h\ ci h: UW `hmiGhUhi g

DUFh6%! : i`! h]a Y`B cb!]bghfi W]cbU`GhUZZVmCWW dUh]cbU`7UhY[cfm

Number of Full-time Non-instructional Staff

by Occupational Category

As of November 1, 2018

•Report Hispanic/Latino individuals of any race as Hispanic/Latino

•Report race for non-Hispanic/Latino individuals only

Men

Race/ethnicity	Management Occupations 11-0000	Business and Financial Operations Occupations 13-0000	Computer, Engineering, and Science Occupations 15-0000 + 17-0000 + 19-0000	Community, Social Service, Legal, Arts, Design, Entertainment, Sports, and Media Occupations 21-0000 + 23-0000 + 27-0000	Healthcare Practitioners and Technical Occupations 29-0000
Nonresident alien	0	0	0	0	0
Hispanic/Latino	1	1	2	2	0
American Indian or Alaska Native	1	0	0	0	0
Asian	1	0	0	1	0
Black or African American	2	0	0	3	0
Native Hawaiian or Other Pacific Islander	0	0	0	0	0
White	11	10	7	6	2
Two or more races	0	0	0	0	0
Race and ethnicity unknown	0	0	0	0	0
Total men	16	11	9	12	2


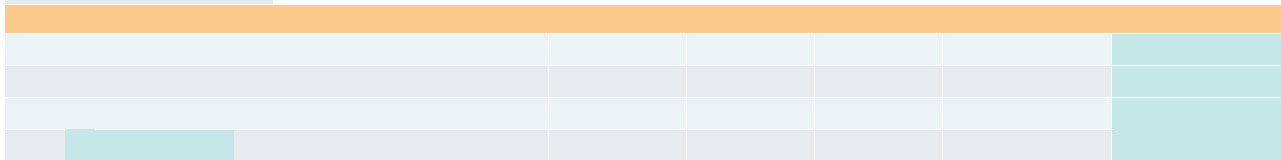


Women

Race/ethnicity	Management Occupations 11-0000	Business and Financial Operations Occupations 13-0000	Computer, Engineering, and Science Occupations 15-0000 + 17-0000 + 19-0000	Community, Social Service, Legal, Arts, Design, Entertainment, Sports, and Media Occupations 21-0000 + 23-0000 + 27-0000	Healthcare Practitioners and Technical Occupations 29-0000
Nonresident alien	0	0	0	0	0
Hispanic/Latino	1	0	0	1	0
American Indian or Alaska Native	0	0	0	0	0
Asian	1	3	1	1	0
Black or African American	4	1	1	6	0
Native Hawaiian or Other Pacific Islander	0	0	0	0	0
White	14	27	5	19	0
Two or more races	0	0	0	0	0
Race and ethnicity unknown	0	0	0	0	0
Total women	20	31	7	27	0


Total (men+women)	36	42	16	39	2
Total from prior year	35	41	16	45	3

Race and ethnicity unknown						
Total women	14	0	37	3	0	259
Total (men+women)	45	0	59	20	3	481
Total from prior year	48		69	22	1	484

DUfh; &! 'GU`UfmCi h`Umq`Zcf`=bghfi W]cbU`GhUZZ



DUfh'8 '! 'DUfh! h]a Y 'GhUZZ'Vm'C WW dUh]cbU`'7UhY[cfm



DUFh'8 '! 'DUFh! h]a Y 'GHUZZ'VmiC WW dUh]cbU`'7UhY[cfm

Number of Part-time Staff

As of November 1, 2018

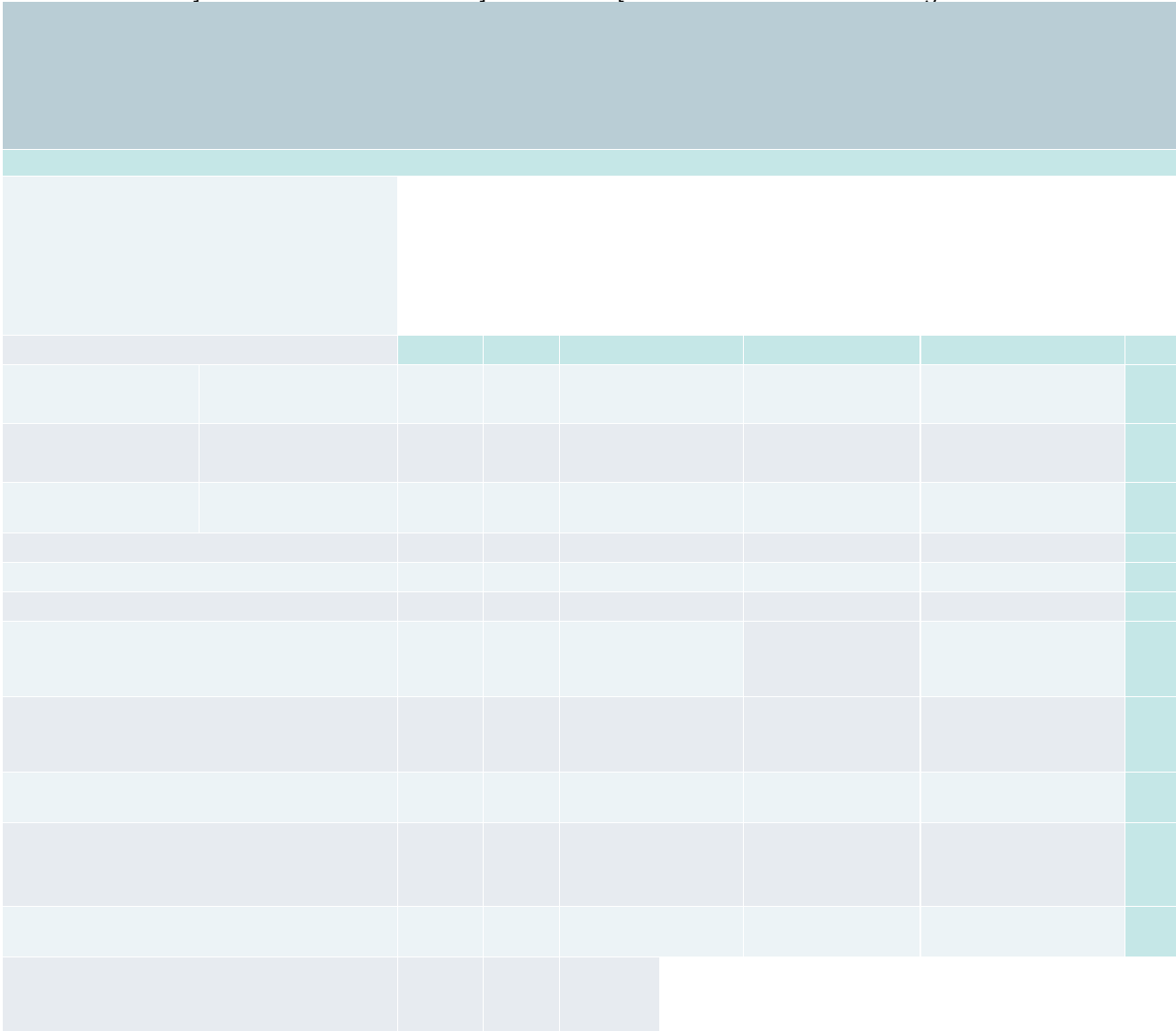
- Report Hispanic/Latino individuals of any race as Hispanic/Latino
- Report race for non-Hispanic/Latino individuals only

Men

Race/ethnicity	Service Occupations 31-0000 + 33-0000 + 35-0000 + 37-0000 + 39-0000	Sales and Related Occupations 41-0000	Office and Administrative Support Occupations 43-0000	Natural Resources, Construction, and Maintenance Occupations 45-0000 + 47-0000 + 49- 0000	Production, Transportation, and Material Moving Occupations 51-0000 + 53- 0000	Grand Total (All part- time staff)
Nonresident alien	0	0	0	0	0	1
Hispanic/Latino	0	0	0	0	0	3
American Indian or Alaska Native	0	0	0	0	0	0
Asian	0	0	0	0	0	3
Black or African American	0	0	0	0	0	3

Total women	0	0	0	0	0	68
Total (men+women)	0	0	0	0	0	127
Total from prior year			1			132

DUfh'9'!`DUfh h]a Y`GhUZZ`Vm`C WW dUh]cbU`7UhY[cfmUbX`HYbi fY`GhUhi g



23-0000, 27-0000, 25-4000,
25-4010, 25-4020, 25-4030,
25-2000, 25-3000, 25-9000,
29-0000

Total

175

DUFh < ! ' B Yk ' < >]fYqz': i ' ' ! h]a Y ' GhUZZ'Vm'c'Ww' dUh]cbU' ' 7UhY [cfm

Number of Newly Hired Full-time Staff

(Hired full-time between November 1, 2017 - October 31, 2018)

•Report Hispanic/Latino individuals of any race as Hispanic/Latino

•Report race for non-Hispanic/Latino individuals only

Men

Race/ethnicity	Management Occupations 11-0000	Business and Financial Operations Occupations 13-0000	Computer, Engineering, and Science Occupations 15-0000 + 17-0000 + 19-0000	Community, Social Service, Legal, Arts, Design, Entertainment, Sports, and Media Occupations 21-0000 + 23-0000 + 27-0000	Healthcare Practitioners and Technical Occupations 29-0000
Nonresident alien	0	0	0	0	0
Hispanic/Latino	0	0	0	0	0
American Indian or Alaska Native	0	0	0	0	0
Asian	0	0	0	0	0
Black or African American	0	0	0	2	0
Native Hawaiian or Other Pacific Islander	0	0	0	0	0
White	2	0	0	0	1
Two or more races	0	0	0	0	0
Race and ethnicity unknown	0	0	0	0	0
Total men	2	0	0	2	1

Women

Race/ethnicity	Management Occupations 11-0000	Business and Financial Operations Occupations 13-0000	Computer, Engineering, and Science Occupations 15-0000 + 17-0000 + 19-0000	Community, Social Service, Legal, Arts, Design, Entertainment, Sports, and Media Occupations 21-0000 + 23-0000 + 27-0000	Healthcare Practitioners and Technical Occupations 29-0000
Nonresident alien	0	0	0	0	0
Hispanic/Latino	0	0	0	1	0
American Indian or Alaska Native	0	0	0	0	0
Asian	1	0	0	0	0
Black or African American	1	0	0	0	0
Native Hawaiian or Other Pacific Islander	0	0	0	0	0
White	2	3	0	3	0
Two or more races	0	0	0	0	0
Race and ethnicity unknown	0	0	0	0	0
Total women	4	3	0	4	0

Total (men+women)	6	3	0	6	1
--------------------------	----------	----------	----------	----------	----------

DUFh< !'B Yk '<]fYgž: i ''!h]a Y`GhUZZ`Vm`C`WW` dUh]cbU`7UhY[cfm

Number of Newly Hired Full-time Staff

(Hired full-time between November 1, 2017 - October 31, 2018)

- Report Hispanic/Latino individuals of any race as Hispanic/Latino
- Report race for non-Hispanic/Latino individuals only

Men

Race/ethnicity	Service Occupations 31-0000 + 33-0000 + 35-0000 + 37-0000 + 39-0000	Sales and Related Occupations 41-0000	Office and Administrative Support Occupations 43-0000	Natural Resources, Construction, and Maintenance Occupations 45-0000 + 47-0000 + 49- 0000	Production, Transportation, and Material Moving Occupations 51-0000 + 53- 0000	Grand Total (All full- time new hires)
Nonresident alien	0	0	0	0	0	0
Hispanic/Latino	1	0	0	0	2	3
American Indian or Alaska Native	0	0	0	0	0	0
Asian	0	0				

< i a Ub `F Ygci fW`g `Gi fj Ym'9j U`i Uh]cb

Were any staff members difficult to categorize? If so, please explain in the box below.

Institution: University of South Florida-St Petersburg (448840)
User ID: P4488401

DfYdUfYX`Vm


Gi a a Ufm

< i a Ub 'FYgci fWg'7ca dcbYbh'Gi a a Ufm

IPEDS collects important information regarding your institution. All data reported in IPEDS survey components become available in the IPEDS Data Center and appear as aggregated data in various Department of Education reports. Additionally, some of the reported data appears specifically for your institution through the College Navigator website and is included in your institution's Data Feedback Report (DFR). The purpose of this summary is to provide you an opportunity to view some of the data that, when accepted through the IPEDS quality control process, will appear on the College Navigator website and/or your DFR. College Navigator is updated approximately three months after the data collection period closes and Data Feedback Reports will be available through the Data Center and sent to your institution's CEO in November 2018.

Please review your data for accuracy. If you have questions about the data displayed below after reviewing the data reported on the survey screens, please contact the IPEDS Help Desk at: 1-877-225-2568 or ipedshelp@rti.org.





**Number of staff by employment status and occupational category:
Fall 2018**

Production, Transportation, and Material Moving Occupations SOC 51-0000 + 53-0000	3	0	3
--	---	---	---

NOTE: Full-time-equivalent (FTE) staff is calculated by summing the total number of full-time staff and adding one-third of the total number of part-time staff. Graduate assistants are not included in the above figures. Many of the FTE figures may be included in the DFR.

**Salaries of full-time instructional staff by contract length and academic rank:
Academic year 2018-19**

5WUXYa JW fUb_	A cbh\g'7cj YfYX`Vm5bbi U`GU`Ufm				HchU`GHUZZ Zcf`GU`Ufm fYdcfh]b[HchU` Bi a VYf cZA cbh\g	GU`Ufm Ci h`Umg	K Y][\hYX 5j YfU[Y A cbh\`m GU`Uf]Yg
	%& a cbh\g	%% a cbh\g	%\$ a cbh\g	- `a cbh\g				
5`F Ub_g	2			139	141	1,275	\$12,206,291	\$9,574
Professor	1			32	33	300	\$4,264,574	\$14,215
Associate professor	1			39	40	363	\$3,634,089	\$10,011
Assistant professor				30	30	270	\$1,972,340	\$1,9

