

## Overview

**Institutional Characteristics Header Overview**

Welcome to the Institutional Characteristics Header survey component (IC Header). This survey was introduced to collect data that are key to reporting throughout the IPEDS data collection, and must be completed and locked before any other survey can be started.

Some IC Header questions may require nothing more than a confirmation, if nothing has changed. Please make changes as necessary, and complete items that do need a response (enrollment questions).

Remember, it is the responsibility of the keyholder to provide NCES with accurate data about the institution. Please never hesitate to call the IPEDS Help Desk at 1-877-225-2568 and ask for help to make sure that you are reporting correctly!

Because of the importance of the IC Header data in determining the screens you will receive in other surveys, be sure to report correctly, and to contact the IPEDS Help Desk if you have **ANY** questions about what you need to report.

The IC Header data affect other survey components in the following ways:

- The Educational Offerings question verifies your institution's inclusion in IPEDS.
  - The Control and Levels page is key to all survey components, especially to Finance (F) and Graduation Rates (GR). Additionally, this is important information for students, impacts many federal reports, and is used in placing institutions in appropriate net price groupings.
  - Calendar system selection impacts student charges data reported in Institutional Characteristics (IC), Fall Enrollment (EF) data, GR data, and Student Financial Aid (SFA) data related to the net price calculation.
  - Enrollment levels impact student charges in IC and enrollment categories in the EF survey component.
- 
- The Open Admission question determines whether the Admissions component will be required in the Winter.
  - The Academic Libraries expenses question determines whether the Academic Libraries component will be required in the Spring. This question is asked of degree-granting institutions only.
  - The operations question for new institutions determines reporting of 12-month enrollment (E12).

To download survey materials package for this component: [Survey Materials](#)

## Part A - Educational Offerings

**1. Which of the following types of instruction/programs are offered by your institution? [Check one or more]**

*If your institution does not offer occupational, academic or continuing professional programs, you are not expected to complete this or any other IPEDES survey.*

<input type="checkbox"/>	<u>Occupational</u> , may lead to a certificate, degree, or other formal award
<input checked="" type="checkbox"/>	<u>Academic</u> , leading to a certificate, degree, or diploma
<input type="checkbox"/>	<u>Continuing professional</u> (postbaccalaureate only)
<input type="checkbox"/>	Recreational or <u>avocational (leisure) programs</u>
<input type="checkbox"/>	<u>Adult basic</u> or remedial instruction or high school equivalency
<input type="checkbox"/>	Secondary (high school)

Part B - Organization - Control and Levels

1. What is your institutional control or affiliO









--	--	--	--






[Dark Teal Bar]	
[Light Teal Bar]	
[Light Gray Bar]	[Medium Gray Bar]
[Light Teal Bar]	[Light Teal Bar]







Part C - Other Survey Screening Questions - Open Admission


**2. Does your institution have an open admission policy for all or most entering first-time degree/certificate-seeking undergraduate-level students?**

If the only requirement for admission is a high school diploma or GED/other equivalent, your institution is still considered open admission. Institutions that require only an Ability to Benefit or similar test beyond the diploma/equivalent, and only reject a very small number of students based on the test, are also considered open admission.

 If your institution does not have an open admission policy, you will be required to report Admissions component regarding your admissions procedures and admissions yield.

No

Yes

 You may use the space below to provide context for the data you've reported above. These context notes will be posted on the College Navigator website, and should be written to be understood by students and parents.





**IC Header**

**University of South Florida-St Petersburg (448840)**

There are no errors for the selected survey and institution.