


Overview

Welcome to the IPEDS Graduation Rates (GR) survey component. The GR component collects data on the cohort of full-time, first-time degree/certificate-seeking undergraduate students and tracks their completion status at 150% of the normal time to complete all requirements of their program of study. This information is collected to assist institutions in complying with the requirements of the Student Right-to-Know Act.

Once a student is in the cohort, they remain in the cohort, even if their status changes to part-time or they drop out or transfer out of the institution. However, adjustments can be made to the cohort for allowable exclusions, which include the death of a student, permanent disability, military deployment, or service on an official church mission or with a foreign aid service of the Federal government.
































 When reporting award levels for sub-baccalaureate certificates, determine program length by the number of credit or contact hours, NOT the academic year length in parentheses. The academic year length is meant only to provide context.


- IPEDS will collect the HEA, as amended, required graduation rate for Pell recipients and recipients of a subsidized Direct Loan who did not receive a Pell Grant. A recipient will be defined as anyone who receives and uses these awards anytime within their first year

The survey materials package for this component can be downloaded using the following link: [Survey Materials](#)


To access your prior year data submission for this component: [Reported Data](#)

If you have questions about completing this survey, please contact the .





Two or more races	18	<input type="text"/>	<input type="text"/>	<input type="text" value="6"/>	6
Race and ethnicity unknown	1	<input type="text"/>	<input type="text"/>	<input type="text" value="1"/>	1
	345	0	0	124	124
	576	0	0	205	205



[Light blue bar]				
[Light blue bar]				
[Dark teal bar]				
[Light blue bar]	[Light blue bar]			
[Large grey cell]	[Grey cell]	[Grey cell]	[Grey cell]	[Grey cell]
	[Light blue cell]	[Light blue cell]	[Light blue cell]	[Light blue cell]
[Grey cell]	[Grey cell]	[Grey cell]	[Grey cell]	[Grey cell]
[Light blue cell]	[Light blue cell]	[Light blue cell]	[Light blue cell]	[Light blue cell]
[Grey cell]	[Grey cell]	[Grey cell]	[Grey cell]	[Grey cell]
[Light blue cell]	[Teal cell]	[Teal cell]	[Teal cell]	[Teal cell]
[Light grey bar]				

