


Overview



Finance Overview

Purpose

Resources:









--	--	--	--

--	--	--	--



--	--	--	--





--	--	--	--

--	--	--	--

--	--	--	--

--	--	--	--



Part B - Revenues by Source (3)

Fiscal Year: July 1, 2016 - June 30, 2017


Line No.	Source of funds	Current year amount	Prior year amount
	_____	<input type="text"/>	12,920,717
	_____	<input type="text"/>	39,000
	_____	<input type="text"/>	0
	CV		0
	CV		12,959,717
		<input type="text"/>	84,900,051

Part C-2 - Expenses by Natural Classification

Fiscal Year: July 1, 2016 - June 30, 2017

Line No.	Expense: Natural Classifications	Total Amount	Prior year amount
	_____		32,368,172
	_____	<input type="text"/>	7,832,321
	_____	<input type="text"/>	8,412,743
	_____	<input type="text"/>	2,611,264
	_____	<input type="text"/>	0
	_____		25,081,089
	Total Expenses and Deductions (from Part C-1, Line 19)		76,305,589
	_____		4,113
			18,552

You may use the space below to provide context for the data you've reported above.



Part H - Details of Endowment Assets

Fiscal Year: July 1, 2016 - June 30, 2017

Line No.	Value of Endowment Assets	Market Value	Prior Year Amounts
	_____	<input type="text"/>	19,139,297
	_____	<input type="text"/>	18,396,404

You may use the space below to provide context for the data you've reported above.



