

Part Selection


Completion of Part C (Residence of First-Time Degree/Certificate-Seeking Undergraduates) is optional this year.

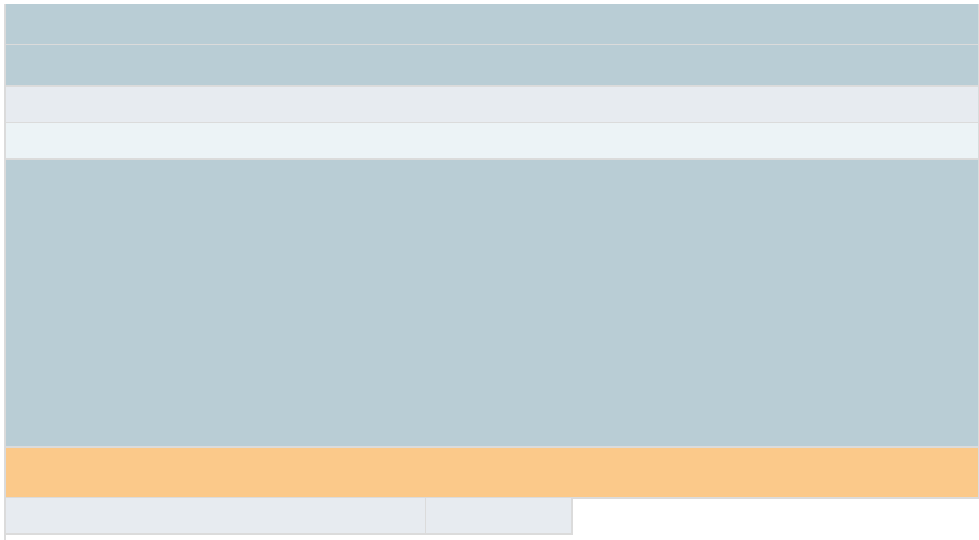
Do you wish to complete Part C this year?



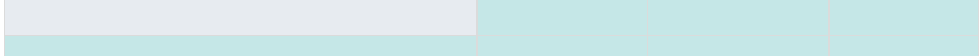
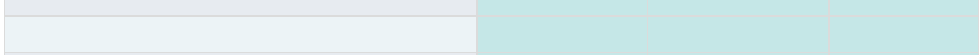
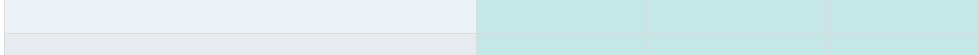
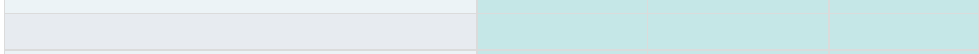
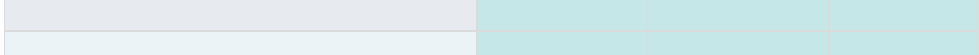
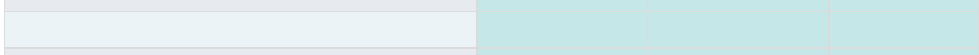
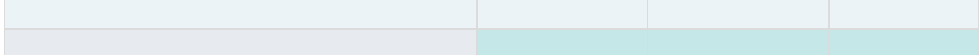



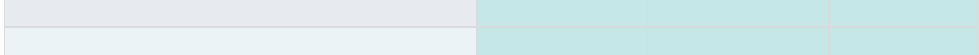
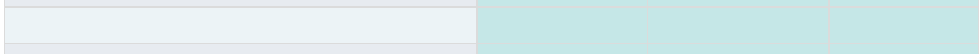
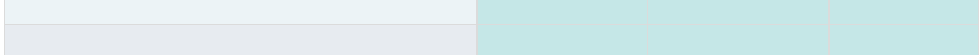
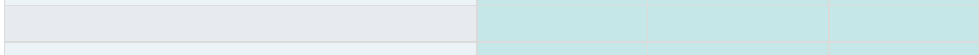
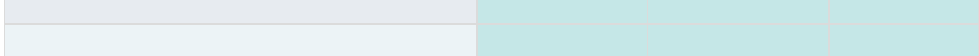
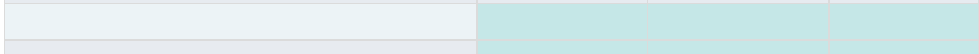



If you select 'Yes', you will be expected to complete the Part C screens.



If you select 'No', you will skip Part C.


<input type="radio"/>	No, I will not complete Part C
<input checked="" type="radio"/>	Yes, I will complete Part C











The table is mostly obscured by light blue shading. The visible structure includes a header row, a row with a shaded cell, and a row with a shaded cell. The rest of the table is hidden behind the shading.




Dark blue header row	
Light blue cell	Light blue cell
Light blue cell	Light blue cell
Light blue cell	Light blue cell
Light blue cell	Light blue cell
Light blue cell	Light blue cell
Light blue cell	Light blue cell
Light blue cell	Light blue cell
Light blue cell	Light blue cell
Light blue cell	Teal cell



A diagram consisting of a grid of colored rectangles. The top two rows are solid teal. The third row is a thin light gray bar. The fourth row is a light blue gradient. The fifth row is a solid light gray bar. The sixth row is divided into three light blue segments. The seventh row is a solid light gray bar. The eighth row is divided into four segments: light blue, light blue, a darker gray square, and light blue. The ninth row is divided into four segments: light blue, light blue, a darker gray square, and light blue. The tenth row is divided into three segments: light blue, a teal square, and light blue. A thin teal line points from the teal square in the tenth row to the right side of the page.

Teal			
Teal			
Light Gray			
Light Blue Gradient			
Light Gray			
Light Blue	Light Blue	Light Blue	
Light Gray			
Light Blue	Light Blue	Darker Gray	Light Blue
Light Blue	Light Blue	Darker Gray	Light Blue
Light Blue	Teal	Light Blue	





Part F - Student-to-Faculty Ratio

Please provide your institution's student-to-faculty ratio (i.e., student-to-instructional staff) for undergraduate programs for Fall 2017. The student-to-faculty ratio and any accompanying context that is provided will be displayed on College Navigator.

Note: Logic in this item is similar to item I-2 from the Common Data Set data collection.

[Click here](#)



A table with a yellow triangle on the left side and a thin line extending to the right. The table has 5 columns and 4 rows. The top row is light blue, the second row is olive green, the third row is light blue, and the fourth row is olive green. The table is partially obscured by a yellow triangle on the left and a thin line extending to the right.

