

- Brainstorming: C
- Live question banks: C
- Gather student work: C
- Concept maps: C
- Peer assessment:

C


Create a Padlet Account

1

C

Sign up

F



2



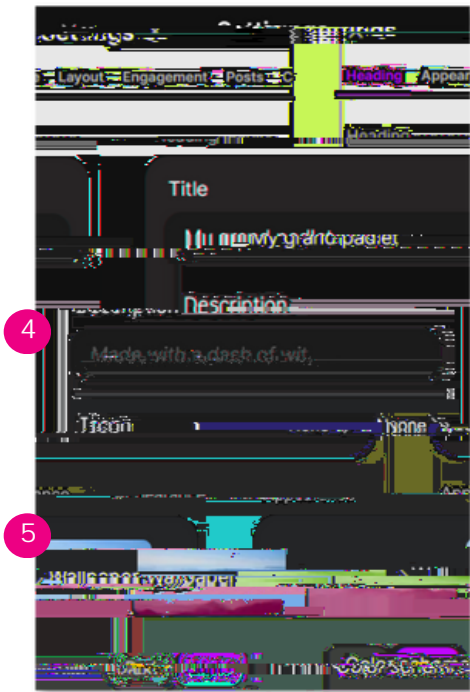
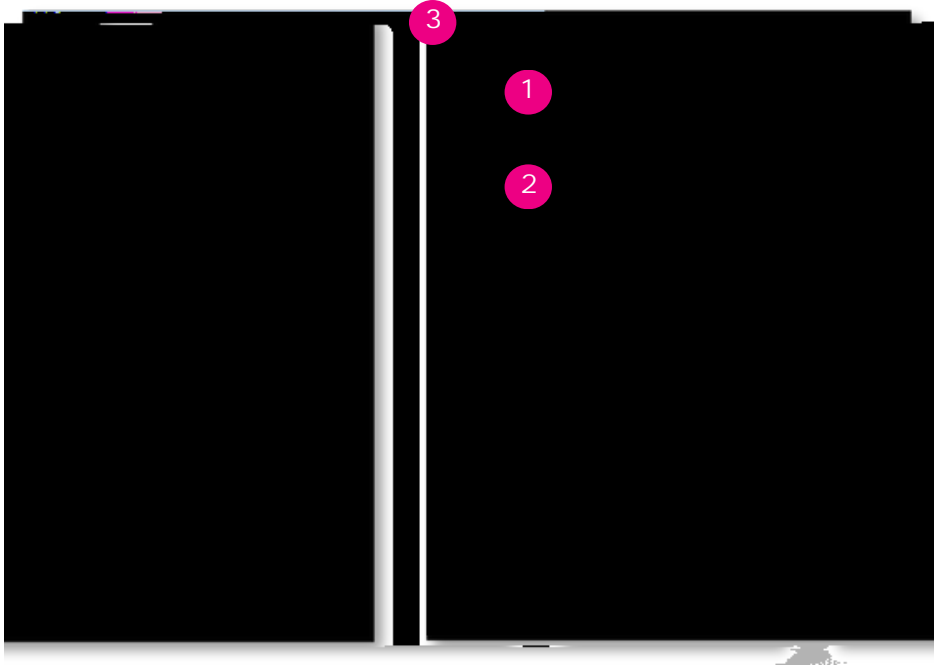
Create a Padlet Board

1




2

When creating a blank board, you will be taken to the following page. On the right hand side of the screen, you will have the option of adding a title (1). You can then select a format (2). By clicking the cogwheel (3) shown to the left of the "New Board", you can add a description (4) as well as changing it's appearance (5).



E b d Y Pad a Ca a Pa

1



2





1

line

